

In The Winner's Circle



Photo by Bruce Mai

*In This Issue: In the Winner's Circle, page 2 * DIY Gentlemen's Cane, page 6* Cypress Lawn, page 8* International Sailor Moon Day, page 9*President's Letter, page 12*Editor's Note, page 12*Upcoming Events, Page 12*

In The Winner's Circle

In this article, we take a look at several members who have won a prize in a competition as inspiration for our own costuming goals. Take a look at these creative, inventive endeavors to see what you can bring to your own costuming. Who knows? Maybe these will inspire us all to kick it up a notch.

First up are Phillip and Kathe Gust recreating costumes from the movie "Cleopatra".

"Kathe and I recreated Elizabeth Taylor's "Cleopatra" and Rex Harrison's "Caesar" costumes from the "Entrance to Rome" sequence from the 1963 movie "Cleopatra" for Costume-Con 33 in Charleston, South Carolina in May. Both costumes were designed by Irene Sharaff. Cleopatra's headdress was designed and built by Wah Chang, who also designed the Star Trek props.

The beading for Cleopatra's gold "Phoenix" cape took both of us working from early December 2014 to Easter weekend this year to finish. We literally cornered the entire North American market for Toho silver-lined gold glass seed and bugle beads -- around 100,000 total. Recreating the Cleopatra headdress turned out to be at least as difficult as the cape and gown. For our performance in



Photo by Kathy Bushman Sanders

the historical masquerade, we re-enacted Frank Mankiewicz shooting a take from the "Entrance to Rome" scene.

In the historical masquerade, we received "best in show – documentation," "best in show -- workmanship," "best in show – performance," and overall "best in show." Needless to say, we were in total shock." – Phillip Gust



Photo by Kathy Bushman Sanders

Linda Wenzelberger has won three awards with her “Wonder Woman” costume. At Con-volution 2014, this costume was “Best in Show Presentation” and “Best in Class Workmanship (Novice)”. At Costume con 33, Linda won the award “Honor for Excellence for Comic Book Recreation Novice Division”, in part due to her documentation!

Richard Man (<http://richardmanphoto.com>) took this beautiful photo of Linda’s “Wonder Woman” for his Transformations project.





Photo by Leonard Ortiz


Judy Grivich was awarded First Place in the “Once Upon a Costume” Category for the Disney D23 Mousequerade.

Judy wrote, “The tentacles were constructed from metallic Lycra over HVAC ducting, supported by a PVC and pool noodle frame. The entire costume breaks down to fit in station wagon.

The tentacle "suckers" were created by pressing silicon caulk into stretched Lycra, letting it dry, and then releasing the Lycra to create a raised effect.

If your costume has won a prize, send me some photos and information. Your GBACG fellow members would love to see what you’ve been up to.

Robin McGann, newsletter editor



Judy relaxed backstage in her Ursula costume.

DIY Gentlemen's Cane

By Denise Tanaka

Recently I went shopping for a Victorian gentleman's walking cane. The cheap plastic ones at the Halloween costume warehouses are... well, cheap looking. The very nice ones sold online are \$50 and up—beyond my budget for outfitting a relative who may never wear the costume again. So I channeled my inner MacGyver and decided to make one myself.

STEP 1.

I started with a wooden dowel (one-inch diameter and 3 feet long) and a knob-type bead. You could experiment with different knob materials as long as they are solid and can be glued. I used Tacky Glue, but if you're pressed for time you could also use a hot glue gun.



STEP 2.

I used acrylic craft paint to make the knob white (like ivory) and the dowel black. After the paint dried, I used Modpodge to varnish and waterproof it. Another idea would be to cover the knob with a piece of heavy-duty aluminum foil and smooth it flat, but I haven't tried that yet.


STEP 3.

For the fancy part, I did some trial-and-error with polymer clay. My oven isn't large enough for the 3-foot dowel so I experimented with baking a napkin-ring sort of object and sliding it on afterwards. It did not fit quite right to the base of the knob.

I resorted to Sculptamold and I'm very pleased with how it turned out.

Sculptamold is a powder found near the papier-mâché and home craft clays. By adding more or less water, you can make a paste with the consistency of bread dough. Sculptamold dries to a very durable hardness in about 24 hours and is not brittle at all.

For this project, I only used 1/2 cup out of my bag of Sculptamold powder. It can be a little sticky at first. I wait until it gets halfway dry to smooth the surface even more with a damp tool. This is also the time to make the gouges and textures to imitate die-cast metal filigree. I used a fork to press parallel lines.



STEP 4.

I finished with metallic acrylic paint. One coat covered it very well, but you could use 2 coats. I finished it with a topcoat of Modpodge to seal it.

TIME: 4 to 5 days of just waiting for paint or goop to dry in between steps

MATERIALS COST: Under \$ 10



Denise Robarge Tanaka is a lifelong writer of magical beings and fantastic worlds. She grew up at the original Renaissance Pleasure Faire in Blackpoint Forest. By day she works as an immigration paralegal while managing to pursue her hobbies in genealogy research and historical costuming. She regularly attends science fiction conventions and hands out sack-loads of candy every Halloween.

www.drobarge.com/
Twitter: @RobargeTanaka

Picnic At Cypress Lawn



Cypress Lawn is the final resting place of more prominent Californians than other any cemetery in the West. Cypress Lawn is a vast historic archive, and in many cases, stands as the only remaining record of the men and women who shaped the Golden State. It also represents a visual history of the American cemetery movement from the late nineteenth century to the present. The interned are set among thousands of trees and lakes. Famous Californians are memorialized with statuary from leading artists. Cypress Lawn, perhaps as no other single place, represents the political, economic, and cultural history of the American West.

Join us on Sunday, November 15th for a Victorian Era picnic in this lovely setting. Horse drawn carriage rides and tours promise a day of elegant repose. Daguerreotype pictures will make a lovely scene to remember the day by. Mourning Attire not required, but a nod to the Victorian Era will be appreciated.

See more at: <http://www.cypresslawnheritagefoundation.org/historic-restoration/#sthash.08O6wod1.dpuf>

International Sailor Moon Day

By Lisa Hansen



On August 15 people all around the world celebrated one of the most well-known and loved anime and manga series, Sailor Moon. First created in 1991, and re-booted in 2014, it tells the story of teenage girls who transform into guardians of justice. Each of the Sailor Senshi (Warriors) has a unique personality and talent so that each fan can relate to a particular Sailor Scout. Fans dressing in a particular costume or color are representing their favorite. There were meet-ups planned on all 7 continents (yes! Ross Station, Antarctica).






The San Francisco's informal meet-up was put together by Jackie Haight and provided a chance for hundreds of fans to get together over the course of the afternoon. Attendees also showed off their love of costumes, with cosplayers ranging in age from pre-school to retirees. There were even dogs in costume. Reps from Viz Media, which owns the US rights, showed up with posters and tiaras for attendees.





Cosplayers shared sewing and crafting tips, and their favorite genres (Marvel Avengers, Game of Thrones and a variety of anime and manga were very popular), along with favorite Sailor Moon episodes and characters. Group photos showed the best and most inclusive side of Bay Area cosplay and fandom, with everyone welcome to join in the fun.





President's Letter

As I write this, it's four days till Halloween, our costumers' high holy day! I hope everyone is planning some costumed revelry! We just had my favorite annual board meeting, when we schedule the events for the following year. We're not ready to make an announcement yet, as things are still getting tweaked, but it looks like a great set of events. Stay tuned!

Try to take a break from Dickens workshops and looming holiday insanity to attend our mourning picnic at Cypress Lawn cemetery. Carriage rides, real tintype photos, and a historic stained glass collection! You don't need to make special mourning wear, either – anything Victorian will do, and that's a big time period. Break out

your Dickens wear and join us!

Our annual Open House is coming up too, on Saturday, January 16. We're moving the location to the Alameda Elks Lodge, under the stained glass dome in the ballroom. Keep an eye on the Web site, Facebook group, and Yahoo group for more details as they become available. We'll be needing models for our fashion show, and donations for our raffle, so let us know what you can contribute!

See you all (in costume) soon!

Catherine Scholar, GBACG President

Editor's Note

I love seeing what my fellow costumers are up to. To see the detail and work that goes into some costumes is mind-boggling. If you, or someone you know, have a fabulous costume you'd like featured in our newsletter, please contact me at newsletter@gbacg.org. I'd love to start a regular feature called "Costumer's Corner" and highlight our own members.

We have one more issue of Finery this year. Looking ahead, I'd like some input from our members as to what you'd like to read. It's your newsletter, after all.

Robin McGann, Newsletter Editor



Upcoming Events



[Style a High 18th Century Lady's Wig](#)

Sunday, November 8th, 2015

Take a modern wig and turn it into a fashionable high woman's style of the 1770s (modernly called a "pouf" — think Marie Antoinette with a ship on her head)! This hands-on class will cover making a high frame, and then styling the wig. Allergy note: we'll be using a LOT of aerosol hairspray.



[Picnic at Cypress Lawn](#)

Sunday, November 15th, 2015

Tour the ranks of the dearly departed in a horse-drawn carriage at Colma's historic [Cypress Lawn Cemetery](#), featuring one of the largest stained glass collections in the US. Victorian mourning attire would be just the thing.

Ticket Price: \$\$



[GBACG goes to Dickens](#)

Sunday, December 6th, 2015

The GBACG goes to the [The Great Dickens Christmas Fair](#). Visit with friends and make merry in Dickens' London with our annual GBACG meet-up. We'll meet up at various locations throughout the day and admire each other's meeting old friends and making new.

costumes,

Ticket Price: \$



GBACG Open House

Saturday, January 16th, 2016

We invite all our Members, Non-members, and Sister Organization Members to join us for our annual meeting where we highlight upcoming events, raffle costume items, present a fashion show, and other fun stuff. Meet your board members, see old friends, and so much more. Location TBD. Free for members, \$5 for non-members.

Ticket Price: \$

COMMUNITY EVENTS:

- November 7, 2015
[PEERS: Le Bal des Vampires](#)